



# Please do not print me!

Remember to print from page 2 to avoid wasting paper and ink.

If you do find me, then visit [twinkl.co.uk](https://www.twinkl.co.uk) to find out why **millions of educators** worldwide love twinkl.

## A brief word about copyright...

By downloading this resource, you agree to the following:



You may use this resource for personal and/or classroom use only.

In order to support us, we ask that you always acknowledge [www.twinkl.co.uk](https://www.twinkl.co.uk) as the source of the resource. **If you love these resources, why not let others know about Twinkl?**



You must not reproduce or share this resource with others in any form. They are more than welcome to download the resource directly from us.

You must not host or in any other way share our resources directly with others, without our prior written permission.

We also ask that this product is not used for commercial purposes and also that you do not alter the digital versions of our products in any way.

# Thank you for downloading!

**Twinkl Educational Publishing.** Your first choice for easy to use, trusted and high quality teaching materials for educators and parents worldwide  
- professionally crafted materials with a personal touch.

[twinkl.co.uk](https://www.twinkl.co.uk)

# Handwriting Worksheet

## Ascending letters


These letters are taller than the other letters in the alphabet. Practice writing a line of each.

b \_\_\_\_\_

d \_\_\_\_\_

f \_\_\_\_\_

Trace over the word then write the word on the lines below.



bed

bed

\_\_\_\_\_

\_\_\_\_\_




desk

desk

\_\_\_\_\_

\_\_\_\_\_




food

food

\_\_\_\_\_

\_\_\_\_\_



bench

bench

\_\_\_\_\_

\_\_\_\_\_

# Handwriting Worksheet

## Ascending letters

These letters are taller than the other letters in the alphabet. Practice writing a line of each.


k \_\_\_\_\_

l \_\_\_\_\_

t \_\_\_\_\_

h \_\_\_\_\_

Trace over the word then write the word on the lines below.



tall

tall

\_\_\_\_\_

\_\_\_\_\_



kite

kite

\_\_\_\_\_

\_\_\_\_\_



hot

hot

\_\_\_\_\_

\_\_\_\_\_



think

think

\_\_\_\_\_

\_\_\_\_\_

# Handwriting Worksheet

## Descending letters


These letters have hanging tails below the writing line. Practice writing a line of each.

g \_\_\_\_\_

j \_\_\_\_\_

p \_\_\_\_\_

Trace over the word then write the word on the lines below.



pig

pig

\_\_\_\_\_

\_\_\_\_\_



jump

jump

\_\_\_\_\_

\_\_\_\_\_



girl

girl

\_\_\_\_\_

\_\_\_\_\_



jelly

jelly

\_\_\_\_\_

\_\_\_\_\_

# Handwriting Worksheet

## Descending letters

These letters have hanging tails below the writing line. Practice writing a line of each.

q \_\_\_\_\_

y \_\_\_\_\_

Trace over the word then write the word on the lines below.



queen

queen



yes

yes



quiet

quiet



dry

dry

# Handwriting Worksheet

## Curly letters

These letters are round, curvy and curly. Practice writing a line of each.

a

c

e

m

Trace over the word then write the word on the lines below.



make

make

\_\_\_\_\_

\_\_\_\_\_




team

team

\_\_\_\_\_

\_\_\_\_\_



sheep

sheep

\_\_\_\_\_

\_\_\_\_\_



meat

meat

\_\_\_\_\_

\_\_\_\_\_

# Handwriting Worksheet

## Curly letters

These letters are round, curvy and curly. Practice writing a line of each.


n \_\_\_\_\_

o \_\_\_\_\_

s \_\_\_\_\_

u \_\_\_\_\_

Trace over the word then write the word on the lines below.




*round*

*round*

\_\_\_\_\_

\_\_\_\_\_



*sun*

*sun*

\_\_\_\_\_

\_\_\_\_\_




*noisy*

*noisy*

\_\_\_\_\_

\_\_\_\_\_



*nose*

*nose*

\_\_\_\_\_

\_\_\_\_\_



# Handwriting Worksheet

## Corner letters

These letters have corners and points. Practice writing a line of each.

i

\_\_\_\_\_

r

\_\_\_\_\_

N

\_\_\_\_\_

Trace over the word then write the word on the lines below.



river

river

\_\_\_\_\_

\_\_\_\_\_



chair

chair

\_\_\_\_\_

\_\_\_\_\_




vet

vet

\_\_\_\_\_

\_\_\_\_\_



hive

hive

\_\_\_\_\_

\_\_\_\_\_



# Handwriting Worksheet

## Corner letters


These letters have corners and points. Practice writing a line of each.

W \_\_\_\_\_

X \_\_\_\_\_

Z \_\_\_\_\_

Trace over the word then write the word on the lines below.



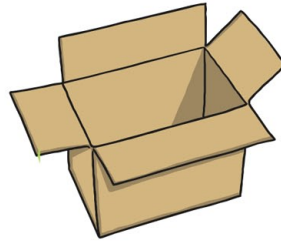
wall

wall



zoo

zoo



box

box



exam

exam